

IMMINGHAM EASTERN RO-RO TERMINAL



Works Plans

Document Reference 2.3

APFP Regulations 2009 – Regulation 5(2)(j)

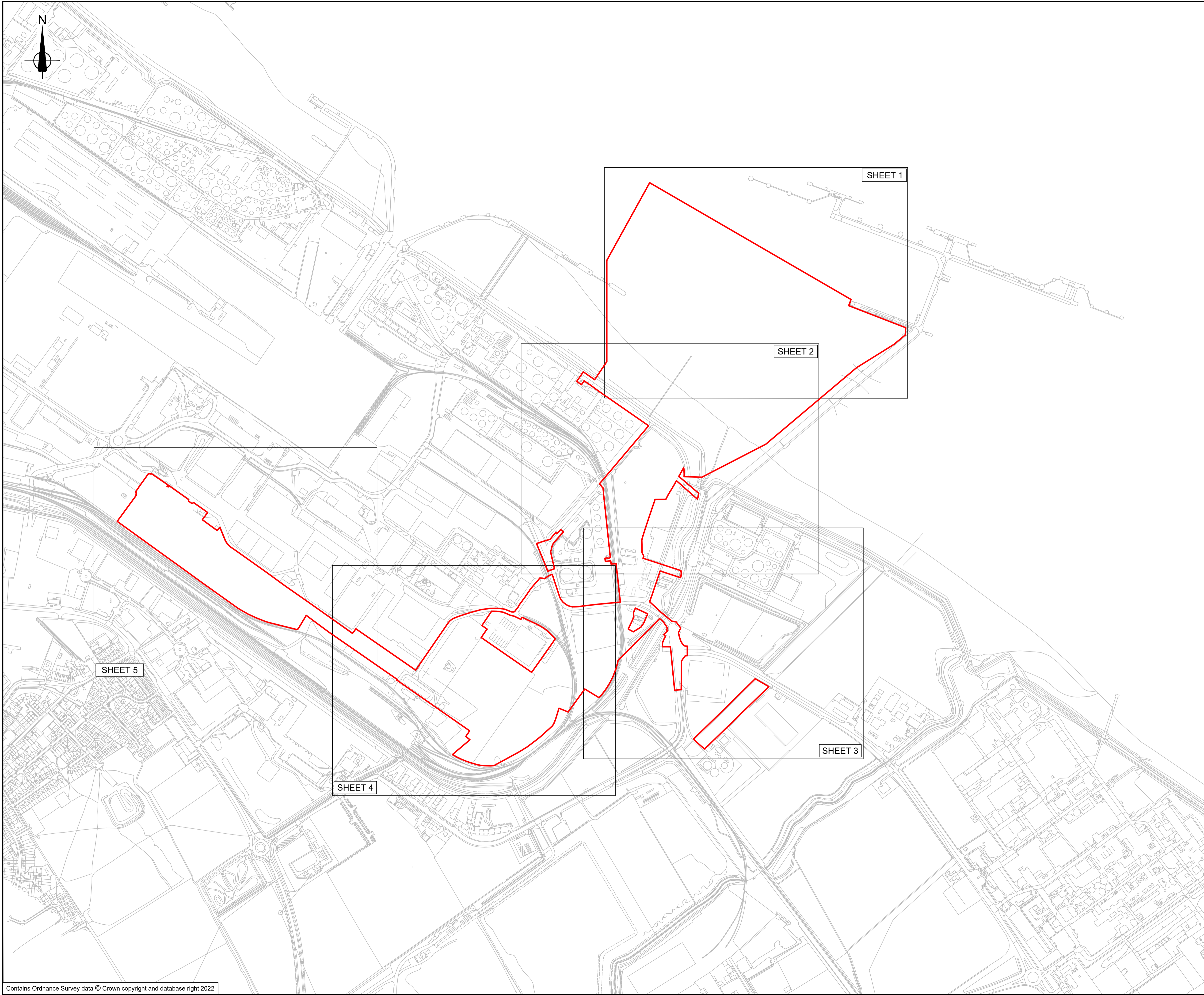
PINS Reference – TR030007

February 2023

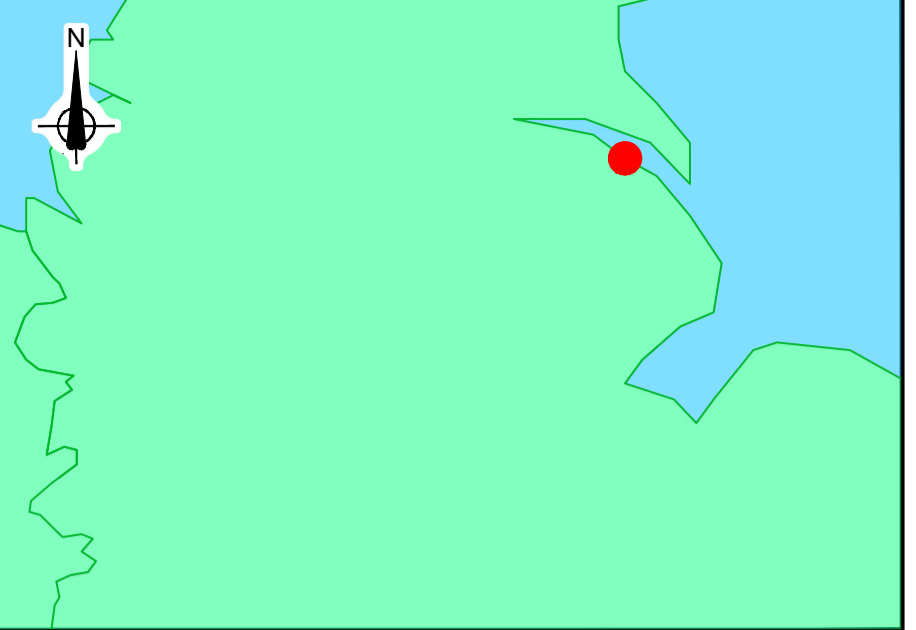
Document Information

Document Information		
Project	Immingham Eastern Ro-Ro Terminal	
Document Title	Works Plans	
Commissioned by	Associated British Ports	
Document ref	2.3	
APFP Reg 2009	Regulation 5(2)(j)	
Prepared by	Clyde & Co LLP	
Date	Version	Revision Details
02/2023	01 Submission	N/A

\\ukfsp02\Maritime\PROJECTS\Ports\VT\B2429400-ABP-Project\Sugar\1100-Design & Engineering\1102-Drawings\01-Preliminary\02-DCO Drawings\B2429400-JAC-00-ZZ-DR-ZZ-0401-P01.dwg - 08/02/2023 17:38:08 - 0401 - HARRISB



Key Plan



General Notes:

1. All dimensions are in metres unless otherwise stated.
2. Numbered works are references to works in schedule 1 (Authorised Development) to the Development Consent Order.
3. The works will be subject to Detailed Design Development in accordance with the Development Consent Order.
4. These works plans should be read in conjunction with the Engineering Sections and Plans. The Development Consent Order provides for vertical deviation with reference to the levels of the works shown on the Engineering Sections and Plans.

Legend

— Order limits



P02	February 2023	Submission Version	BHW	RH	RH	CN
P01	January 2023	Submission Version	BHW	RH	RH	CN
Rev	Rev. Date	Purpose of revision	Orig	Check	Rev	Apprv

Jacobs

95 Bothwell St, Glasgow, G2 7HX
Tel: +44(0)141 243 8000 Fax: +44(0)141 226 3109
www.jacobs.com

Client
ABP ASSOCIATED BRITISH PORTS

Project
IMMINGHAM EASTERN RO-RO TERMINAL

Drawing title
WORKS PLANS REGULATION 5(2)(j) KEY PLAN

Drawing status
SUBMISSION VERSION Suitability **S4**

Scale
1:5000 @ A1

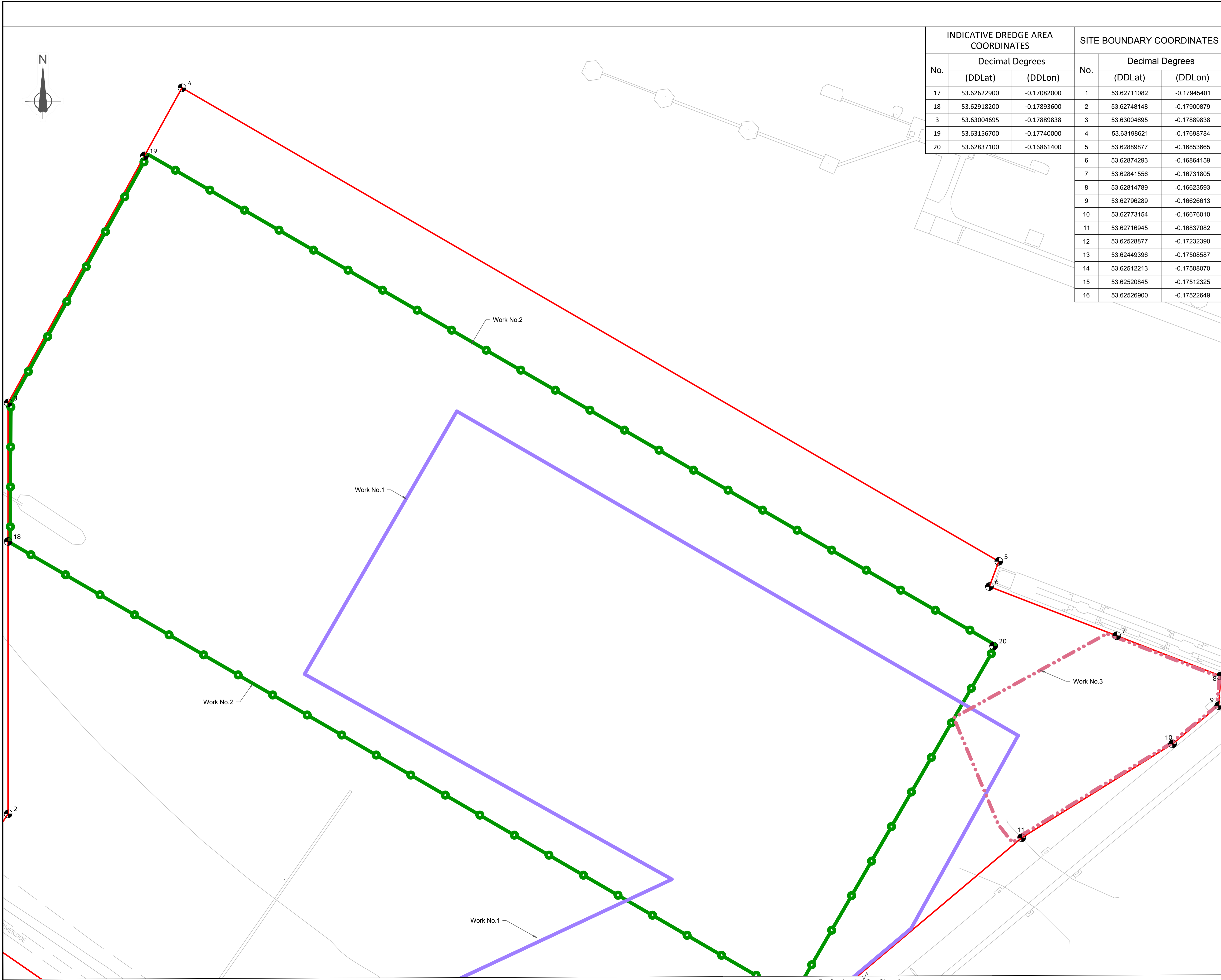
Jacobs No.
B2429400

Client No.
P02

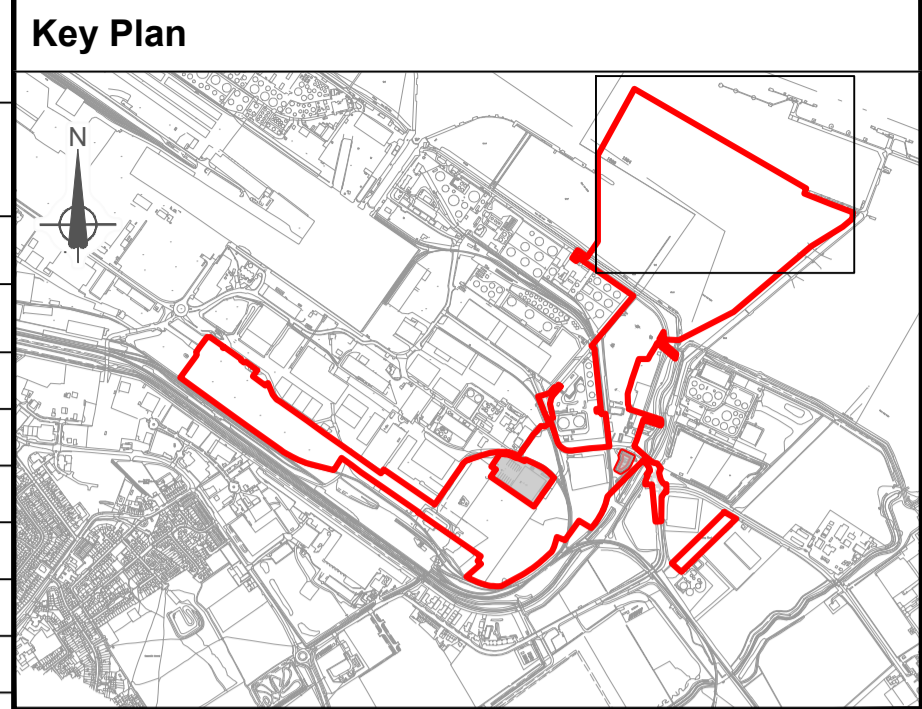
Drawing number
B2429400-JAC-00-ZZ-DR-ZZ-0401

© Copyright 2022 Jacobs U.K. Limited. The concepts and information contained in this document are the property of Jacobs. Use or copying of this document in whole or in part without the written permission of Jacobs constitutes an infringement of copyright. Limitation: This drawing has been prepared on behalf of, and for the exclusive use of, Jacobs' Client, and is subject to, and issued in accordance with, the provisions of the contract between Jacobs and the Client. Jacobs accepts no liability or responsibility whatsoever for, or in respect of, any use of, or reliance upon, this drawing by any third party.

\\ukfsp02\Maritime\PROJECTS\Ports\VT\B2429400-ABP-Project\Sugar\1100-Design & Engineering\1102-Drawings\01-Preliminary\02-DCO Drawings\B2429400-JAC-00-ZZ-DR-ZZ-0402 to 0406-P02.dwg - 09/02/2023 15:31:50 - 0402 - HARRISB

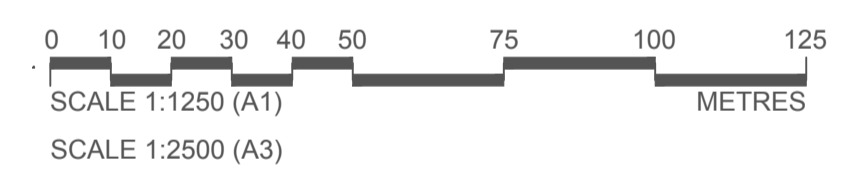


INDICATIVE DREDGE AREA COORDINATES			SITE BOUNDARY COORDINATES		
No.	Decimal Degrees		No.	Decimal Degrees	
	(DDLat)	(DDLon)		(DDLat)	(DDLon)
17	53.62622900	-0.17082000	1	53.62711082	-0.17945401
18	53.62918200	-0.17893600	2	53.62748148	-0.17900879
3	53.63004695	-0.17889838	3	53.63004695	-0.17889838
19	53.63156700	-0.17740000	4	53.63198621	-0.17698784
20	53.62837100	-0.16861400	5	53.62889877	-0.16853665
			6	53.62874293	-0.16864159
			7	53.62841556	-0.16731805
			8	53.62814789	-0.16623593
			9	53.62796289	-0.16626613
			10	53.62773154	-0.16676010
			11	53.62716945	-0.16837082
			12	53.62528877	-0.17232390
			13	53.62449396	-0.17508587
			14	53.62512213	-0.17508070
			15	53.62520845	-0.17512325
			16	53.62526900	-0.17522649



- General Notes:**
- All dimensions are in metres unless otherwise stated.
 - Numbered works are references to works in schedule 1 (Authorised Development) to the Development Consent Order.
 - The works will be subject to Detailed Design Development in accordance with the Development Consent Order.
 - These works plans should be read in conjunction with the Engineering Sections and Plans. The Development Consent Order provides for vertical deviation with reference to the levels of the works shown on the Engineering Sections and Plans.

- Legend**
- Order Limits (Red line)
 - Work No.1 Limit of deviation (Purple line)
 - Work No.2 Limit of deviation (Green line with points)
 - Work No.3 Limit of deviation (Red dotted line)
 - Point reference to coordinates identified in the Deemed Marine License (Point with number)



PO2	February 2023	Submission Version	BHW	RH	RH	CN
PO1	January 2023	Submission Version	BHW	RH	RH	CN
Rev	Rev. Date	Purpose of revision	Orig	Check	Rev	Appr

Jacobs
95 Bothwell St, Glasgow, G2 7HX
Tel: +44(0)141 243 8000 Fax: +44(0)141 226 3109
www.jacobs.com

Client: **ABP ASSOCIATED BRITISH PORTS**

Project: **IMMINGHAM EASTERN RO-RO TERMINAL**

Drawing title: **WORKS PLANS REGULATION 5(2)(j) SHEET 1 OF 5**

Drawing status: **SUBMISSION VERSION** Suitability: **S4**

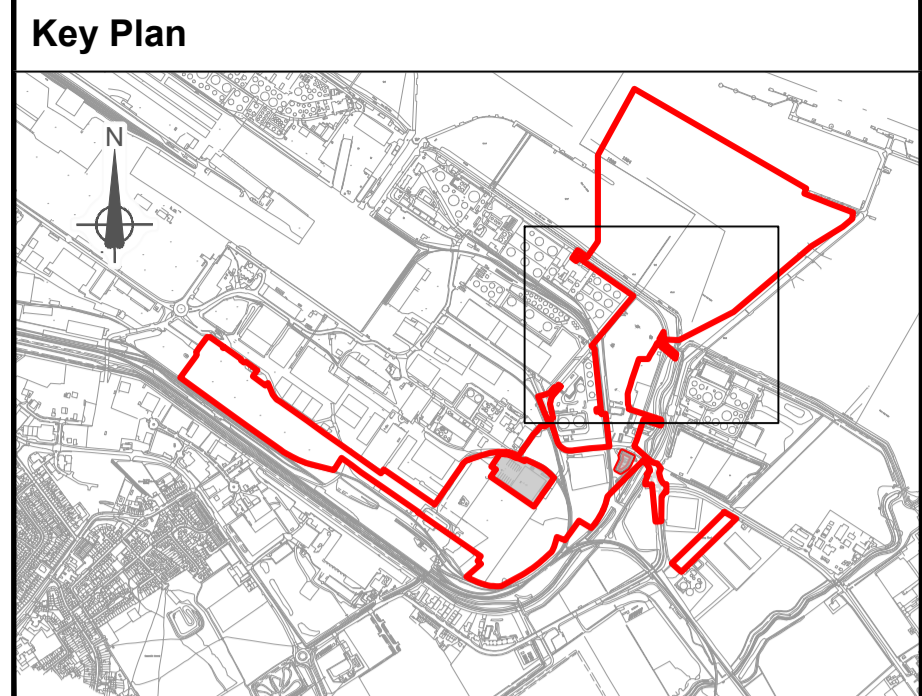
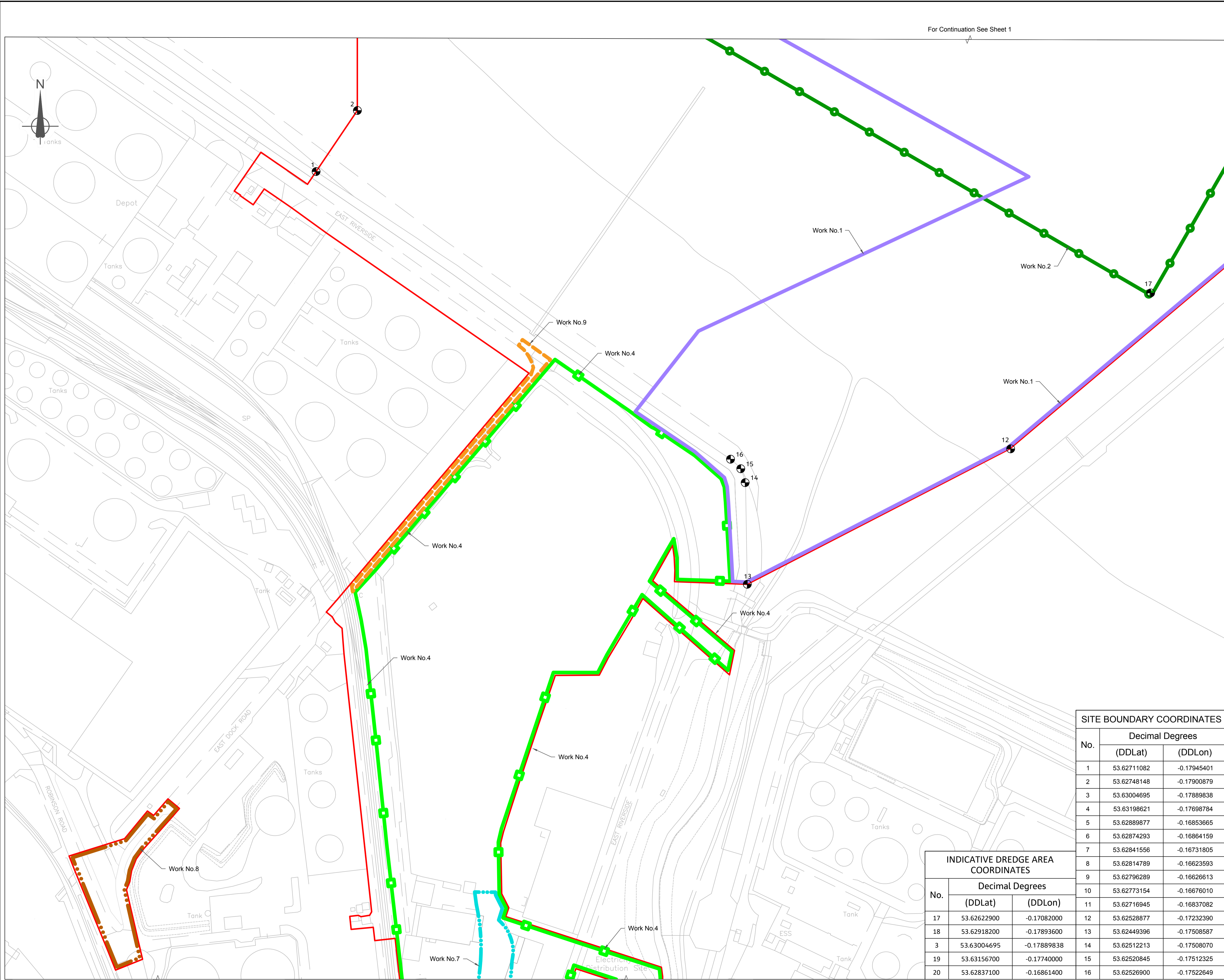
Scale: 1:1250 @ A1
Jacobus No.: B2429400
Client No.: **P02**

Drawing number: **B2429400-JAC-00-ZZ-DR-ZZ-0402**

© Copyright 2022 Jacobs U.K. Limited. The concepts and information contained in this document are the property of Jacobs. Use or copying of this document in whole or in part without the written permission of Jacobs constitutes an infringement of copyright. Limitation: This drawing has been prepared on behalf of, and for the exclusive use of, the Client. Jacobs accepts no liability or responsibility whatsoever for, or in respect of, any use of, or reliance upon, this drawing by any third party.

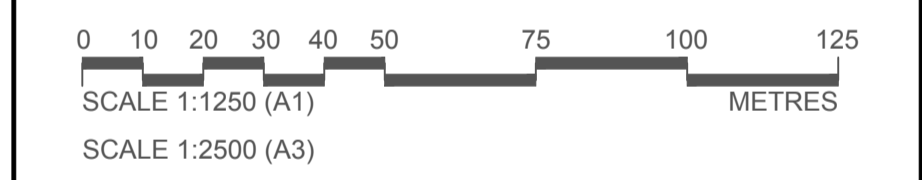
For Continuation See Sheet 2

\\ukfsp02\Maritime\PROJECTS\Ports\VT\B2429400-ABP-Project\Sugar\1100-Design-Engineering\1102-Drawings\01-Preliminary\02-DCO Drawings\B2429400-JAC-00-ZZ-DR-ZZ-0403 - 0403 - HARRISB



- General Notes:**
- All dimensions are in metres unless otherwise stated.
 - Numbered works are references to works in schedule 1 (Authorised Development) to the Development Consent Order.
 - The works will be subject to Detailed Design Development in accordance with the Development Consent Order.
 - These works plans should be read in conjunction with the Engineering Sections and Plans. The Development Consent Order provides for vertical deviation with reference to the levels of the works shown on the Engineering Sections and Plans.

- Legend**
- Order Limits
 - Work No. 1 Limit of deviation
 - Work No. 2 Limit of deviation
 - Work No. 4 Limit of deviation
 - Work No. 7 Limit of deviation
 - Work No. 8 Limit of deviation
 - Work No. 9 Limit of deviation
 - 1 Point reference to co-ordinates identified in the Deemed Marine License



PO2	February 2023	Submission Version	BHW	RH	RH	CN
PO1	January 2023	Submission Version	BHW	RH	RH	CN
Rev	Rev. Date	Purpose of revision	Orig	Check	Rev	Apprv

Jacobs
95 Bothwell St, Glasgow, G2 7HX
Tel: +44(0)141 243 8000 Fax: +44(0)141 226 3109
www.jacobs.com

Client: **ABP ASSOCIATED BRITISH PORTS**

Project: **IMMINGHAM EASTERN RO-RO TERMINAL**

Drawing title: **WORKS PLANS REGULATION 5(2)(j) SHEET 2 OF 5**

Drawing status: **SUBMISSION VERSION** Suitability: **S4**

Scale: 1:1250 @ A1
 Jacobs No.: B2429400
 Client No.: **P02**

Drawing number: **B2429400-JAC-00-ZZ-DR-ZZ-0403**

SITE BOUNDARY COORDINATES

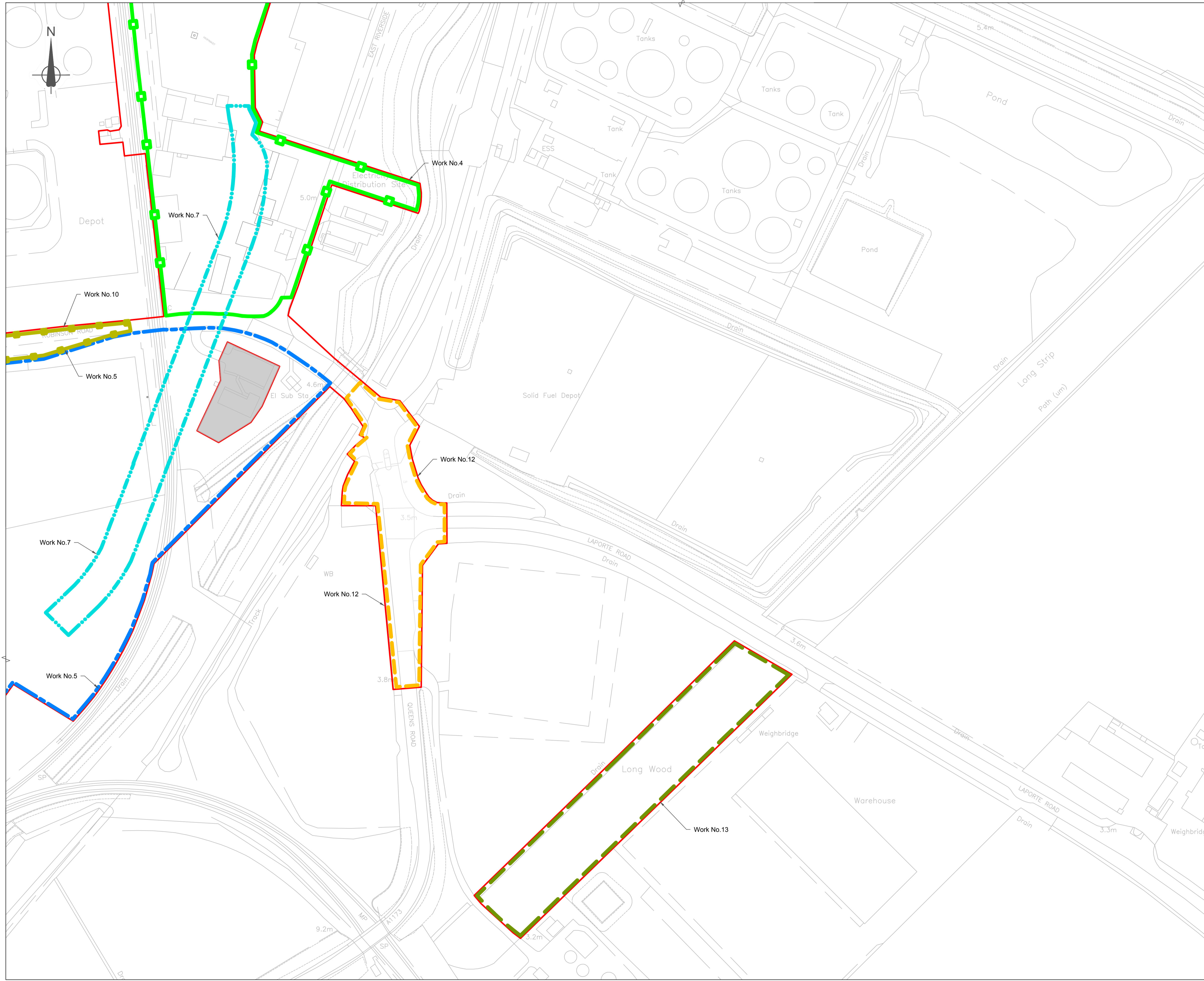
No.	Decimal Degrees	
	(DDLat)	(DDLon)
1	53.62711082	-0.17945401
2	53.62748148	-0.17900879
3	53.63004695	-0.17889838
4	53.63198621	-0.17698784
5	53.62889877	-0.16853665
6	53.62874293	-0.16864159
7	53.62841556	-0.16731805
8	53.62814789	-0.16623593
9	53.62796289	-0.16626613
10	53.62773154	-0.16676010
11	53.62716945	-0.16837082
12	53.62528877	-0.17232390
13	53.62449396	-0.17508587
14	53.62512213	-0.17508070
15	53.62520845	-0.17512325
16	53.62526900	-0.17522649

INDICATIVE DREDGE AREA COORDINATES

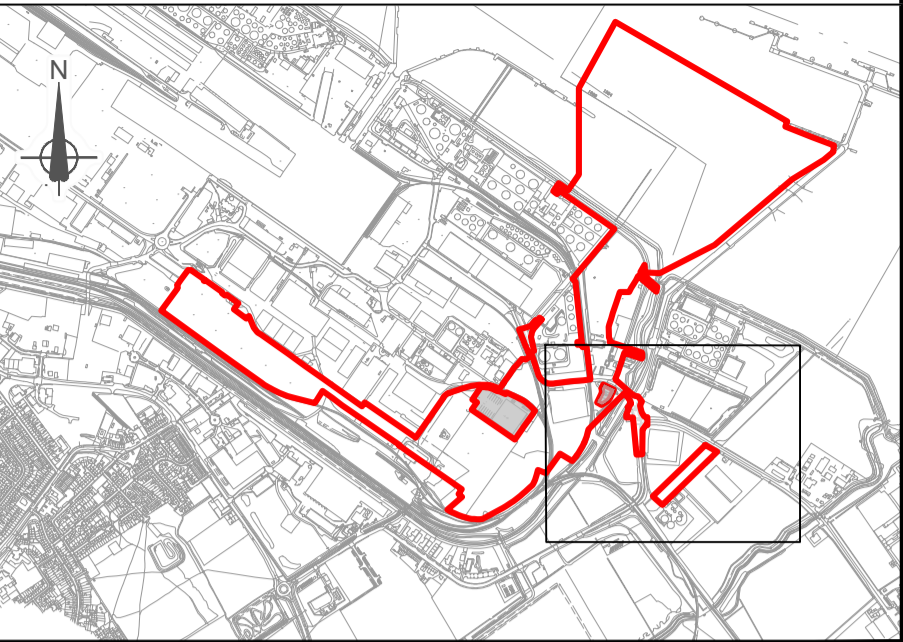
No.	Decimal Degrees	
	(DDLat)	(DDLon)
17	53.62622900	-0.17082000
18	53.62918200	-0.17893600
19	53.63004695	-0.17889838
20	53.62837100	-0.16861400

\\ukfspp02\Maritime\PROJECTS\Ports\VT\B2429400-ABP-Project\Sugar\1100-Design-Engineering\1102-Drawings\01-Preliminary\02-DCO Drawings\B2429400-JAC-00-ZZ-DR-ZZ-0402 to 0406-P02.dwg - 09/02/2023 15:33:07 - 0404 - HARRISB

For Continuation See Sheet 2



Key Plan

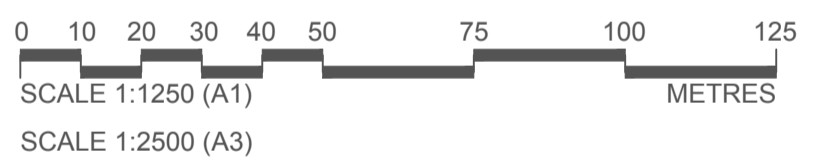


General Notes:

1. All dimensions are in metres unless otherwise stated.
2. Numbered works are references to works in schedule 1 (Authorised Development) to the Development Consent Order.
3. The works will be subject to Detailed Design Development in accordance with the Development Consent Order.
4. These works plans should be read in conjunction with the Engineering Sections and Plans. The Development Consent Order provides for vertical deviation with reference to the levels of the works shown on the Engineering Sections and Plans.

Legend

- Order Limits
- Work No. 4 Limit of deviation
- Work No. 5 Limit of deviation
- Work No. 7 Limit of deviation
- Work No. 10 Limit of deviation
- Work No. 12 Limit of deviation
- Work No. 13 Limit of deviation
- Area excluded from DCO application



P02	February 2023	Submission Version	BHW	RH	RH	CN
P01	January 2023	Submission Version	BHW	RH	RH	CN
Rev	Rev. Date	Purpose of revision	Orig	Check	Rev	Apprv

Jacobs

95 Bothwell St, Glasgow, G2 7HX
Tel: +44(0)141 243 8000 Fax: +44(0)141 226 3109
www.jacobs.com



Client
IMMINGHAM EASTERN RO-RO TERMINAL

Drawing title
WORKS PLANS REGULATION 5(2)(j) SHEET 3 OF 5

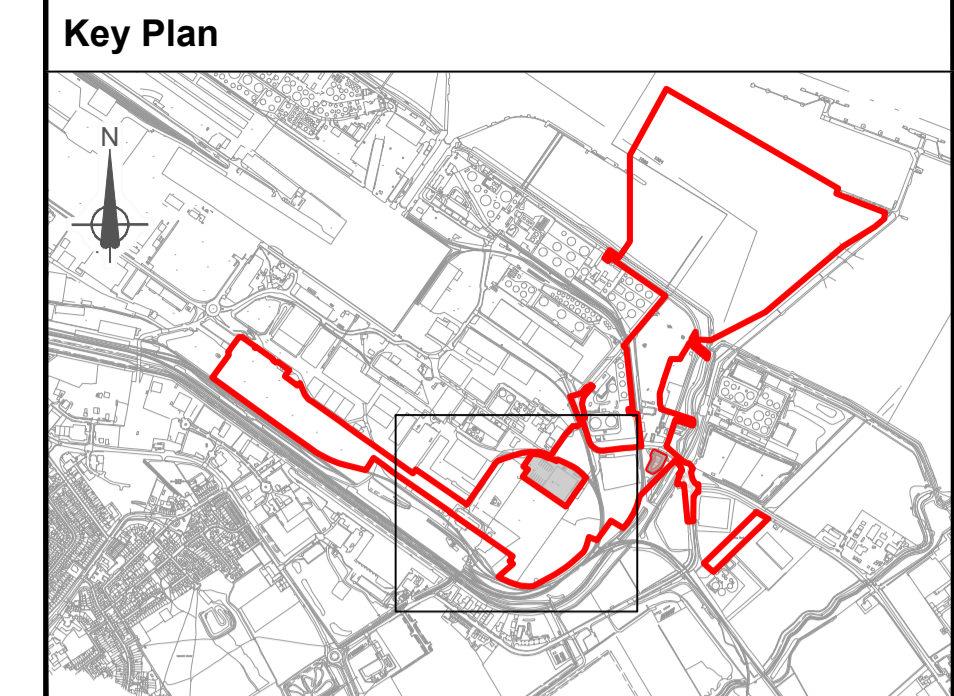
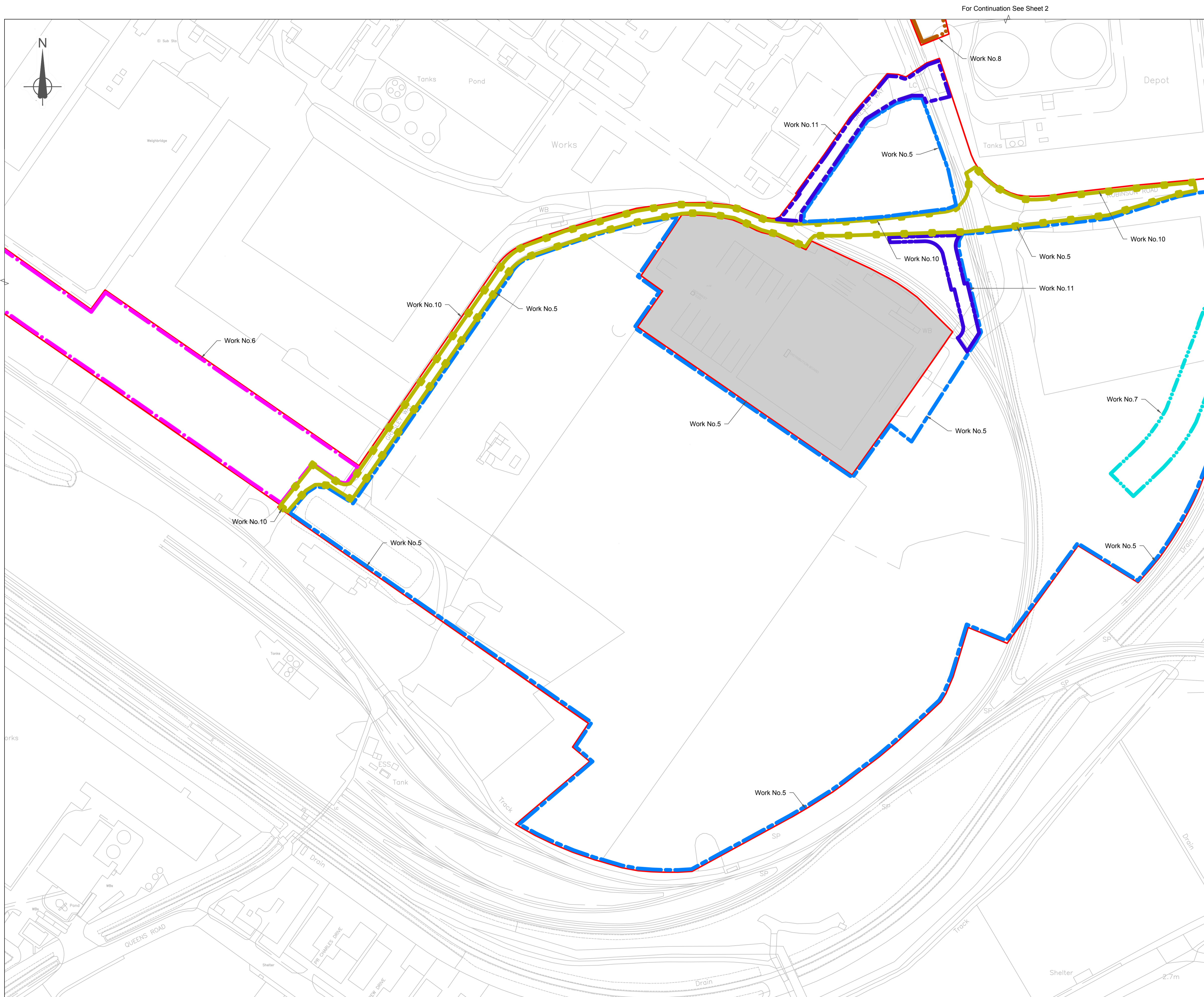
Drawing status	SUBMISSION VERSION	Suitability	S4
----------------	--------------------	-------------	----

Scale	1:1250 @ A1	Rev	
Jacobs No.	B2429400	Rev	P02
Client No.			

Drawing number
B2429400-JAC-00-ZZ-DR-ZZ-0404

© Copyright 2022 Jacobs U.K. Limited. The concepts and information contained in this document are the property of Jacobs. Use or copying of this document in whole or in part without the written permission of Jacobs constitutes an infringement of copyright. Limitation: This drawing has been prepared on behalf of, and for the exclusive use of, Jacobs' Client, and is subject to, and issued in accordance with, the provisions of the contract between Jacobs and the Client. Jacobs accepts no liability or responsibility whatsoever for, or in respect of, any use of, or reliance upon, this drawing by any third party.

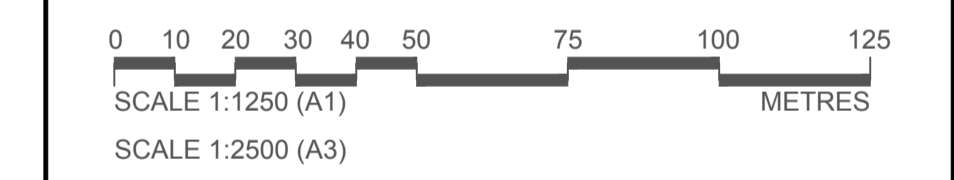
\\uksp02\Maritime\PROJECTS\Ports\VT\B2429400-ABP-Project\Sugar\1100-Design & Engineering\1102-Drawings\01-Preliminary\02-DCO Drawings\B2429400-JAC-00-ZZ-DR-ZZ-0402 to 0406-P02.dwg - 09/02/2023 15:33:54 - 0405 - HARRISB



- General Notes:**
- All dimensions are in metres unless otherwise stated.
 - Numbered works are references to works in schedule 1 (Authorised Development) to the Development Consent Order.
 - The works will be subject to Detailed Design Development in accordance with the Development Consent Order.
 - These works plans should be read in conjunction with the Engineering Sections and Plans. The Development Consent Order provides for vertical deviation with reference to the levels of the works shown on the Engineering Sections and Plans.

Legend

- Order Limits
- Work No. 5 Limit of deviation
- Work No. 6 Limit of deviation
- Work No. 7 Limit of deviation
- Work No. 8 Limit of deviation
- Work No. 10 Limit of deviation
- Work No. 11 Limit of deviation
- Area excluded from DCO application



P02	February 2023	Submission Version	BHW	RH	RH	CN
P01	January 2023	Submission Version	BHW	RH	RH	CN
Rev	Rev. Date	Purpose of revision	Orig	Check	Rev	Aprv

Jacobs
 95 Bothwell St, Glasgow, G2 7HX
 Tel: +44(0)141 243 8000 Fax: +44(0)141 226 3109
 www.jacobs.com

Client
ABP ASSOCIATED BRITISH PORTS

Project
 IMMINGHAM EASTERN RO-RO TERMINAL

Drawing title
WORKS PLANS REGULATION 5(2)(j) SHEET 4 OF 5

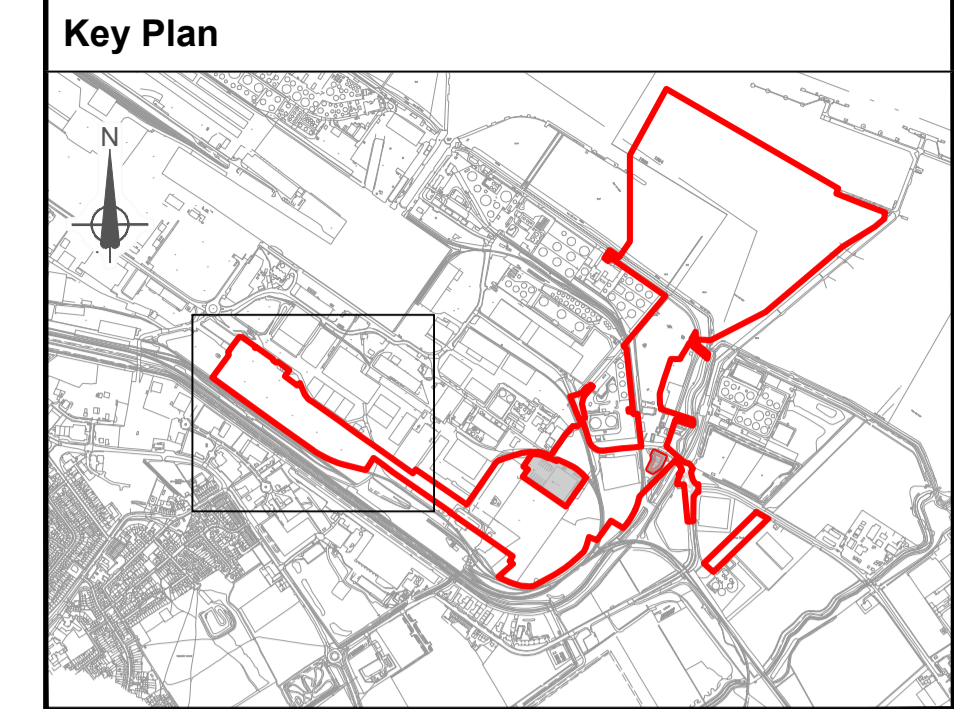
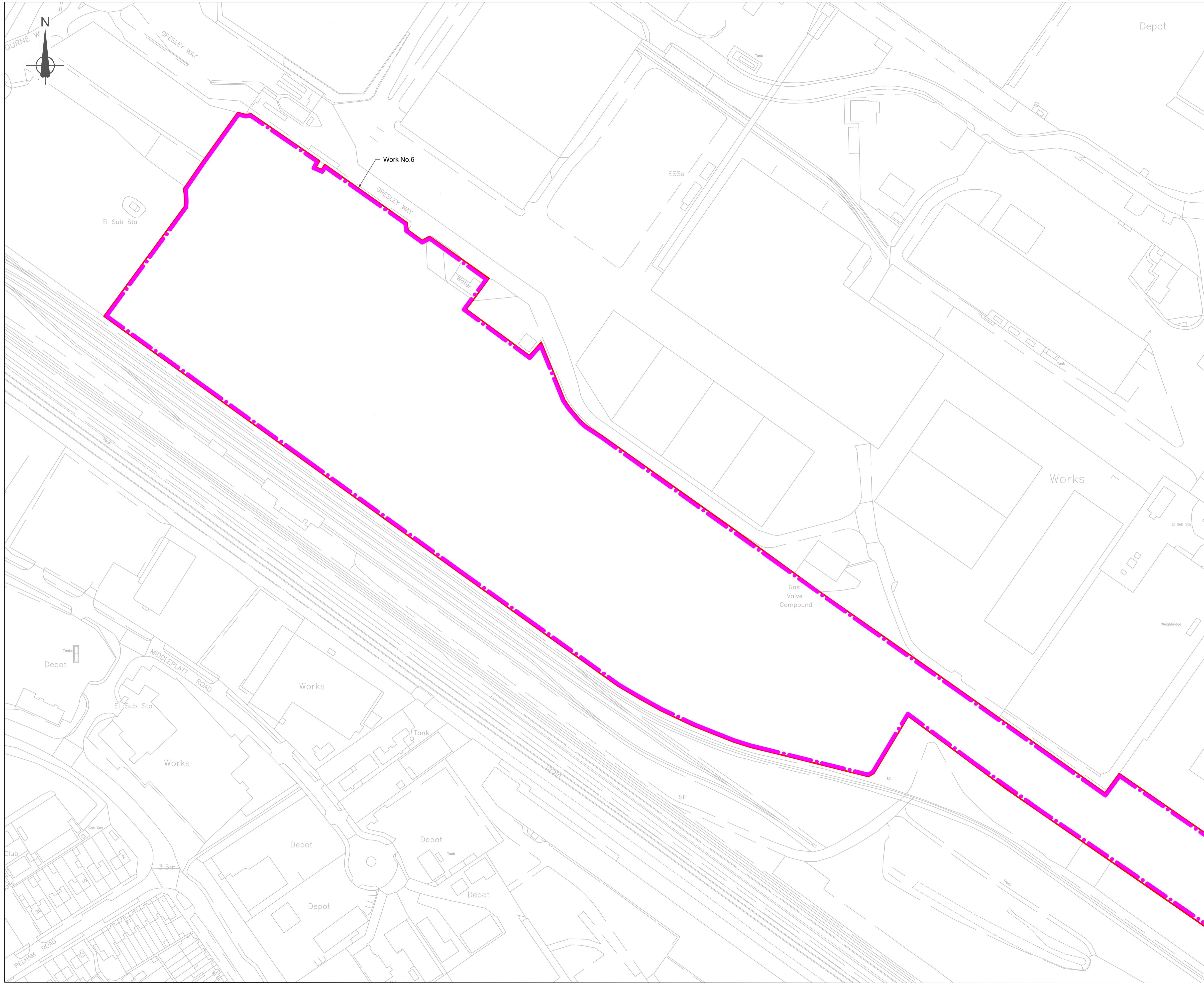
Drawing status	SUBMISSION VERSION	Suitability	S4
----------------	--------------------	-------------	----

Scale	1:1250 @ A1	Rev	
Jacobs No.	B2429400	Client No.	P02

Drawing number
B2429400-JAC-00-ZZ-DR-ZZ-0405

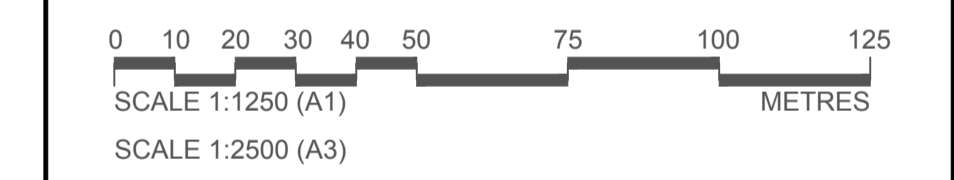
© Copyright 2022 Jacobs U.K. Limited. The concepts and information contained in this document are the property of Jacobs. Use or copying of this document in whole or in part without the written permission of Jacobs constitutes an infringement of copyright. Limitation: This drawing has been prepared on behalf of, and for the exclusive use of, the Client. Jacobs accepts no liability or responsibility whatsoever for, or in respect of, any use of, or reliance upon, this drawing by any third party.

\\ukfsp02\Maritime\PROJECTS\Ports\VT\B2429400-ABP-Project\Sugar\1100-Design & Engineering\1102-Drawings\01-Preliminary\02-DCO Drawings\B2429400-JAC-00-ZZ-DR-ZZ-0406-09\02\2023-15-34-40-0406-HARRISB



- General Notes:**
- All dimensions are in metres unless otherwise stated.
 - Numbered works are references to works in schedule 1 (Authorised Development) to the Development Consent Order.
 - The works will be subject to Detailed Design Development in accordance with the Development Consent Order.
 - These works plans should be read in conjunction with the Engineering Sections and Plans. The Development Consent Order provides for vertical deviation with reference to the levels of the works shown on the Engineering Sections and Plans.

- Legend**
- Order Limits
 - Work No. 6 Limit of deviation



PO2	February 2023	Submission Version	BHW	RH	RH	CN
PO1	January 2023	Submission Version	BHW	RH	RH	CN
Rev	Rev. Date	Purpose of revision	Orig	Check	Rev	Apprv

Jacobs
95 Bothwell St, Glasgow, G2 7HX
Tel: +44(0)141 243 8000 Fax: +44(0)141 226 3109
www.jacobs.com

Client
ABP ASSOCIATED BRITISH PORTS

Project
IMMINGHAM EASTERN RO-RO TERMINAL

Drawing title
WORKS PLANS REGULATION 5(2)(j) SHEET 5 OF 5

Drawing status	SUBMISSION VERSION	Suitability	S4
Scale	1:1250 @ A1	Rev	P02
Jacobs No.	B2429400		
Client No.			
Drawing number	B2429400-JAC-00-ZZ-DR-ZZ-0406		

© Copyright 2022 Jacobs U.K. Limited. The concepts and information contained in this document are the property of Jacobs. Use or copying of this document in whole or in part without the written permission of Jacobs constitutes an infringement of copyright. Limitation: This drawing has been prepared on behalf of, and for the exclusive use of, Jacobs' Client, and is subject to, and issued in accordance with, the provisions of the contract between Jacobs and the Client. Jacobs accepts no liability or responsibility whatsoever for, or in respect of, any use of, or reliance upon, this drawing by any third party.

For Continuation See Sheet 4